



Battle your way through nine worlds.



PREHISTORIC



ROMAN




FEUDAL JAPAN



MEDIEVAL



CONQUISTADOR



WESTERN



MODERN WARS



THE FUTURE



THE VIRUS

Fight your way through time. Or you're history.

TIME COMMANDO™



Only to be sold with
Creative Labs Multimedia products.
NOT TO BE SOLD SEPARATELY

اديني
ADELINE
SOFTWARE
INTERNATIONAL

ACTIVISION®

Need Hints?

In the U.S. call:

1 (900) 680-HINT* (\$.95 per min.)

In Canada call:

1 (900) 451-4849* (\$1.25 per min.)

*Must be 18 years or older, or have a parent's permission to call. Touch-tone only.

Prices subject to change without notice.

Installing Time Commando for Windows 95

Before Installing

Please make sure your computer system is 100% Windows 95-compatible; *Time Commando for Windows 95* is not compatible with Windows 3.1.

To operate best, *Time Commando* requires that your system have the latest Windows 95 32-bit drivers for your CD-ROM drive, sound card and video card. If you have any problems running the program, outdated drivers are the most likely cause.

Before installing, close all other applications. Also make sure Virtual Memory (located in your **System Control Panel** under **Performance**) is not disabled.

If you need help obtaining the latest sound and video drivers, check out the Time Commando Help file. Press the **More** button on the Time Commando title screen (which displays shortly after inserting the CD into your CD-ROM drive), then click the **Help** button. We have supplied a list of major computer hardware companies and their telephone numbers. You can find them listed under **Customer Support** under **Vendor List**.

How to Install

1. Insert the Time Commando CD into your CD-ROM drive and wait a few moments until the Time Commando title screen appears. (If the title screen does not appear, please refer to the *AutoPlay Troubleshooting* section in the Time Commando Help file.)
2. There are three buttons on the title screen. Click the **Install** button to begin the installation process and follow the on-screen instructions.
3. After Time Commando installation is complete, your computer will install Microsoft's DirectX drivers if you do not already have them. After installation of DirectX is complete, you will need to restart your computer for the new drivers to take effect. For more information on DirectX, see the DirectX section in the Time Commando Help file.

4. You can now run Time Commando for Windows 95 by choosing Programs|Time Commando from the Start menu or by clicking Play on the Time Commando title screen.

Installing Time Commando for MS-DOS

Before Installing

Important information that you should know before you install and play *Time Commando for MS-DOS*.

Hard Disk

The game requires at least 10 MB of uncompressed free hard disk space. *Time Commando* will not work properly using compressed hard disk space (such as Stacker and DoubleSpace).

NOTE: The game will play faster and smoother with the larger installs. This will be especially noticeable during transitional aspects of *Time Commando*. Also, the sound will play back more evenly in many cases. *Time Commando* can access game art and sound much faster from your hard drive than from your CD, so the more files installed on your hard drive the quicker the game will play.

Memory

In order to run *Time Commando for MS-DOS* you need over 6.9 MB of RAM free. To help you free up more memory, we have included a Boot Disk-making utility which you will be prompted to use from the Installer.

Operating Systems

Time Commando requires MS-DOS 6.22 or later. Other operating systems (e.g., OS/2 Warp and Windows NT) are not supported. Although *Time Commando* might work with these operating systems, we have not tested thoroughly with them. If you have a problem while playing *Time Commando* under an unsupported operating system, it is best to contact the operating system developer to try and work out compatibility issues. Please check Activision's online forums on a regular basis for future updates on Time Commando compatibility issues.

VESA Video Drivers

Time Commando for MS-DOS requires that your video card can support the VBE 1.2 standard, as set forth by VESA. Please verify that you have this VESA video driver for your video card loaded before launching *Time Commando for MS-DOS*.

Installing Under MS-DOS

1. Insert the CD into your CD-ROM drive (for these instructions, we will assume that your CD drive is drive D:).
2. At the DOS prompt, type **D:** and press **Enter**.
3. At the D:\> prompt, type **CD\DOS** and press **Enter**.
4. At the D:\DOS> prompt, type **INSTALL** and press **Enter**.
5. Follow the on-screen instructions carefully.
6. When installation is complete, you will be returned to the directory in which *Time Commando* was installed. To begin your *Time Commando* experience, type **TIMECO** and press **Enter**.

Time Commando Help

For error message and/or additional troubleshooting information, please consult the Technical Help file contained on the CD.

To access Time Commando Help press the right mouse button when the Mouse icon is over the Time Commando CD icon. Select Technical Help.

To exit Technical Help click on the X in the upper right corner of the window or select Exit under the File menu.

Keyboard Commands

Movement (Stanley moves by simple use of the arrow keys.)

UP	Move forward (if an enemy is near, Stanley will jump forward slightly).
DOWN	Move backward.
RIGHT	Move clockwise.
LEFT	Move counter-clockwise.

Evasive Moves

ALT + LEFT	Rapid lateral dodge to left
ALT + RIGHT	Rapid lateral dodge to right
ALT + UP	Long forward jump.
ALT + DOWN	Quick jump backwards or duck

Hand-to-Hand Combat

CTRL	Guard
CTRL + LEFT	Left handed punch
CTRL + RIGHT	Right handed punch
CTRL + UP	Kick
CTRL + DOWN	Block / Parry

Hand Weapons (club, sword, mace, dagger, etc.)

CTRL	Guard
CTRL + LEFT	Lateral strike to the left
CTRL + RIGHT	Lateral strike to the right
CTRL + UP	Frontal strike
CTRL + DOWN	Block / Parry

Fire Arms, Throwing Arms and Projectiles (rocks, bows and arrows, pistols, etc.)

CTRL	Aim
CTRL + LEFT	Turn left and aim
CTRL + RIGHT	Turn right and aim
	When an enemy can be attacked with the weapon you are using, a targeting sight will be displayed over him.
CTRL + UP	Fire / throw
CTRL + DOWN	Reload

Other

SPACE BAR	Search / action. The space bar is the "adventure" key. It allows you to search the area to try to find a bonus, to turn on a mechanism, to open a door. It can also make Stanley take a particular action if the situation calls for it (i.e., he can climb, lay down flat, ...).
1, 2, 3, 4, 5, or 6	Direct selection of a weapon. These keys allow for direct selection of one of the weapons displayed in the six boxes on the bottom of the screen—as long as the box whose number you choose contains a weapon.
Z, X	Rotating weapon selection (AZERTY keyboard).

These keys allow you to go from the weapon you're using (highlighted by a yellow frame) back to the one before, or on to the next one in the list. The selection frame moves directly on to the last/next weapon available.

ESC
P

Displays the Option menu during the game.

Pause. To momentarily pause the game in progress. Music and sound effects are deactivated. To resume the game, press another key.

Customer Support

Online Services :

Services with Activision Forums, E-Mail and File Library Support:

Microsoft Network: From any MSN window, pull down the **Edit** menu and select **Go To** and then **Other Location**. At the prompt, type "Activision" and click **OK**.

America Online: Use keyword "Activision" to locate the Activision forum

CompuServe: 76004,2122 or [GO GAMB PUB]

GEnie: ACTIVISION (E-mail support only)

Prodigy: ACTI10B (E-mail support only)

Activision BBS: 310-479-1335 Up to 28,800 baud; Settings: 8 Bits, No Parity, 1 Stop Bit (8, N, 1)

Internet E-mail: support@activision.com

World Wide Web: http://www.activision.com

Fax 310-479-7355, 24 hours a day

FaxBack 310-473-6453, 24 hours a day

Mail Activision, Customer Support,
P.O. Box 67713, Los Angeles, CA 90067

Phone Call our 24-hour voice-mail system for answers to our most frequently asked questions at (310) 479-5644. Or contact a customer service representative at the same number between the hours of 9:00 a.m. and 5:00 p.m. (Pacific Time) Monday through Friday, except holidays.

ACTIVISION Limited 90-day Warranty

Activision warrants to the original consumer purchaser of this computer software product that the recording medium on which the software program is recorded will be free from defects in material and workmanship for 90 days from the date of purchase. If the recording medium is found defective within 90 days of original purchase, ACTIVISION agrees to replace, free of charge, any product discovered to be defective within such period upon receipt at its Factory Service Center of the product, postage paid, with proof of date of purchase, as long as the program is still being manufactured by ACTIVISION. In the event that the program is no longer available, ACTIVISION retains the right to substitute a similar product of equal or greater value.

This warranty is limited to the recording medium containing the software program originally provided by ACTIVISION and is not applicable to normal wear and tear. This warranty shall not be applicable and shall be void if the defect has arisen through abuse, mistreatment, or neglect. Any implied warranties applicable to this product are limited to the 90 day period described above.

EXCEPT AS SET FORTH ABOVE, THIS WARRANTY IS IN LIEU OF ALL OTHER WARRANTIES, WHETHER ORAL OR WRITTEN, EXPRESS OR IMPLIED, INCLUDING ANY WARRANTY OF MERCHANTABILITY OR FITNESS FOR A PARTICULAR PURPOSE, AND NO OTHER REPRESENTATION OR CLAIMS OF ANY KIND SHALL BE BINDING ON OR OBLIGATE ACTIVISION. IN NO EVENT WILL ACTIVISION BE LIABLE FOR SPECIAL, INCIDENTAL, OR CONSEQUENTIAL DAMAGE RESULTING FROM POSSESSION, USE OR MALFUNCTION OF THIS PRODUCT, INCLUDING DAMAGE TO PROPERTY AND, TO THE EXTENT PERMITTED BY LAW, DAMAGES FOR PERSONAL INJURY, EVEN IF ACTIVISION HAS BEEN ADVISED OF THE POSSIBILITY OF SUCH DAMAGES, SOME STATES DO NOT ALLOW LIMITATIONS ON HOW LONG AN IMPLIED WARRANTY LASTS AND/OR THE EXCLUSION OR LIMITATION OF INCIDENTAL OR CONSEQUENTIAL DAMAGES, SO THE ABOVE LIMITATIONS AND/OR EXCLUSION OR LIMITATION OF LIABILITY MAY NOT APPLY TO YOU. THIS WARRANTY GIVES YOU SPECIFIC LEGAL RIGHTS, AND YOU MAY HAVE OTHER RIGHTS WHICH VARY FROM STATE TO STATE.

When returning merchandise for replacement please send the original product disks only in protective packaging and include:

1. A photocopy of your dated sales receipt.
2. Your name and return address, typed or clearly printed
3. A brief note describing the defect, the problem(s) you encountered and the system on which you are running the product.
4. If you are returning the product after the 90 day warranty period, but within one year after the date of purchase, please include a check or money order for \$10 U.S. (AUD \$17 for Australia) currency per CD or floppy disk replacement.
5. Certified mail is recommended.

In the U.S. send to:
WARRANTY REPLACEMENTS
ACTIVISION
P.O. Box 67713
Los Angeles, CA 90067
USA
(310) 479-5644

In Australia send to:
WARRANTY REPLACEMENTS
ACTIVISION
P.O. Box 873
Epping, NSW 2121
Australia
Inquiries: 612 9869 0955

COPYRIGHT:

The enclosed software product is copyrighted and all rights are reserved by Adeline Software International. The product is published exclusively by Activision, Inc. The distribution of this product is intended for the use of the original purchaser only and for use only on the computer system specified. Lawful users of this program are hereby licensed only to read the program from its medium into memory of a computer solely for the purpose of executing the program. Copying (except for one backup copy on those systems which provide for it), duplicating, selling, or otherwise distributing this product is a violation of the law. This manual and all other documentation contained herein are copyrighted and all rights reserved by Activision, Inc. These documents may not, in whole or in part, be copied, photocopied, reproduced, translated, or reduced to any electronic medium or machine-readable form without prior consent, in writing, from Activision, Inc. Willful violations of the Copyright Law of the United States can result in civil damages of up to \$50,000 in addition to actual damages, plus criminal penalties of up to one year imprisonment and/or a \$10,000 fine. In addition, violations of the Copyright law of other jurisdictions may result in civil damages and, in certain circumstances, criminal penalties.

Time Commando Registration Card For Creative Labs Multimedia products.

For better service, please take a few moments to fill out this card and return it.

Last Name										First Name														
Street															Apt. No.									
City										State or Province														
Zip Code/Postal Code					Country					Phone														
Internet Address																								

Place of purchase: _____

Player's age: _____ M F **Purchaser's age:** _____ M F

About your computer: IBM Compatible Macintosh Power Mac Other _____

Processor: 486 68040 Pentium Power PC Other _____ **Speed:** ____ MHz

Memory: 8 MB Over 8 MB **Hard Drive Size:** _____ MB

Disc Drive(s): 5.25" 3.5" CD-ROM drive **Graphics:** Super VGA Mac Colour

Peripherals: Joystick Mouse **Modem Speed:** 2400 Baud 9600 14,400 28,800 Other _____

Operating System: DOS Windows Windows 95 Mac Other _____

Sound Card: Ad Lib Sound Blaster Roland Media Vision Other _____

Preferred Game Type: Action Adventure Role playing Sports Simulation Education
 Kids Ent. Strategy Other _____

Video game machines in your home: Super Nintendo Entertainment System Sega Genesis
 Sega CD Atari Jaguar Sony PlayStation Saturn 3DO Other _____

How many computer games do you own? _____ **Game cartridges?** _____

What magazines do you read? _____

Children in household? Yes No **Age(s)** _____

Where did you hear about our product? Store shelf Friend Magazine Other _____

Before Mailing-In the Registration Card:

Be sure to write in the Activision address of the region
nearest you on the front of the registration card.

ACTIVISION®

P.O. Box 67713
Los Angeles, CA 90067
U.S.A.

P.O. Box 873
Epping, NSW 2121
Australia

PLACE
STAMP
HERE

ACTIVISION®
